

# SPECIFICATIONS

## Audio Messages

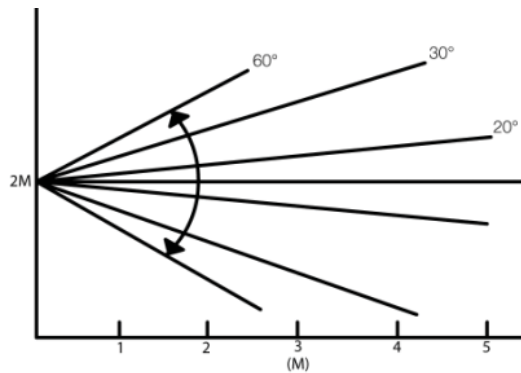
Message Storage Medium: On-Board RAM  
 Maximum Capacity: 2GB  
 Maximum Messages: No restriction - 2GB  
 Maximum File Length: 90 seconds  
 Message Format: MP3 (Right Channel Only)  
 Message Sampling Rate: 44 KHz  
 Message Bit Rate: 128 Bit Stereo

## Message Output

Amplifier: 750mW  
 Speaker: 3W 8 Ω  
 Power Output: 500mW

## Activation

PIR Activation (Passive Infrared)  
 PIR Range: See chart right



## Delay

30s Fixed Delay

## Power

Power Supply: 12V 1Amp regulated power  
 Power Supply Connection: 1.3mm Connector Tip +  
 Battery: 6 x 1.2V Long Life Rechargeable AA 2700MA  
 Charge Rate: 30mA ±2mA

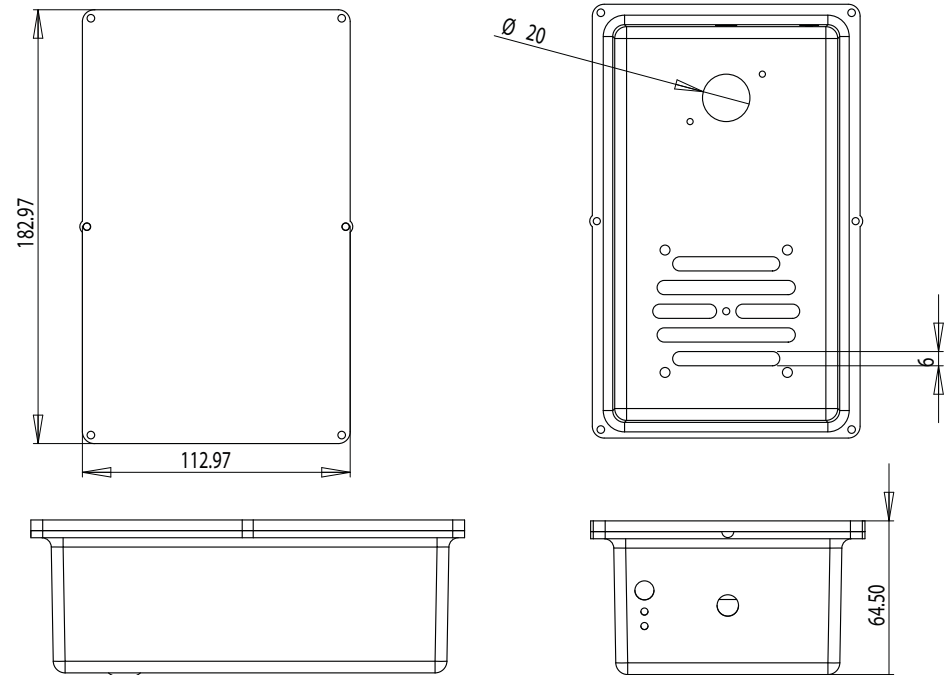
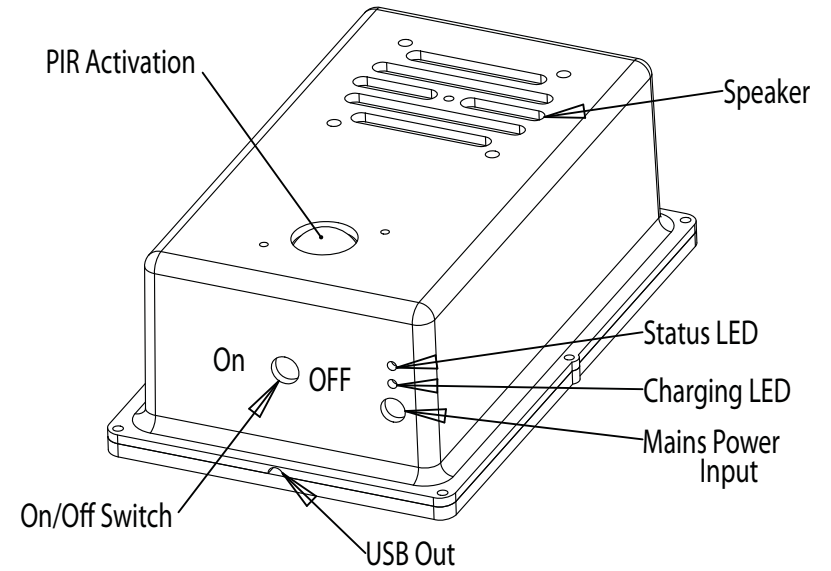
## Power Consumption

Wait Detection State: Less than <math>4 \mu A</math>  
 Delay State: 5mA  
 Play State: 25-70mA (dependant on volume level)






## Weight

Un-Boxed 670g (including power supply)

# SIZE & FEATURES



# STATUS LIGHTS

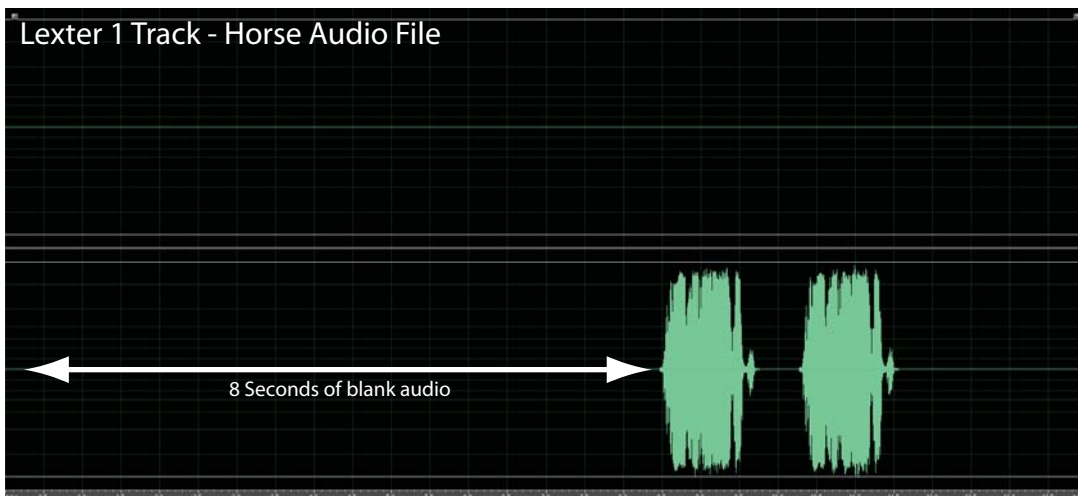
-  Orange LED - 1/2 second flashes - in delay mode
-  Orange LED - Off - Unit is off or awaiting PIR trigger
-  Orange LED - On for 2 seconds - Unit is about to play
-  Orange LED - On 90 seconds - Unit is in error mode - will self recover in 90 seconds
-  Red LED - On - Mains power is connected and charging

# ONE TRACK PLAYBACK

**All audio files must only use the right channel for audio.**

If the unit is having a single audio file on it must have an 8 second blank space at the start of the track and 2 seconds of blank space after the audio.

The audio track name must be "01" (01.mp3)  
This must be followed by the blackbox-av tone file "02" (02.mp3)  
All audio files must be put onto the player at the same time.



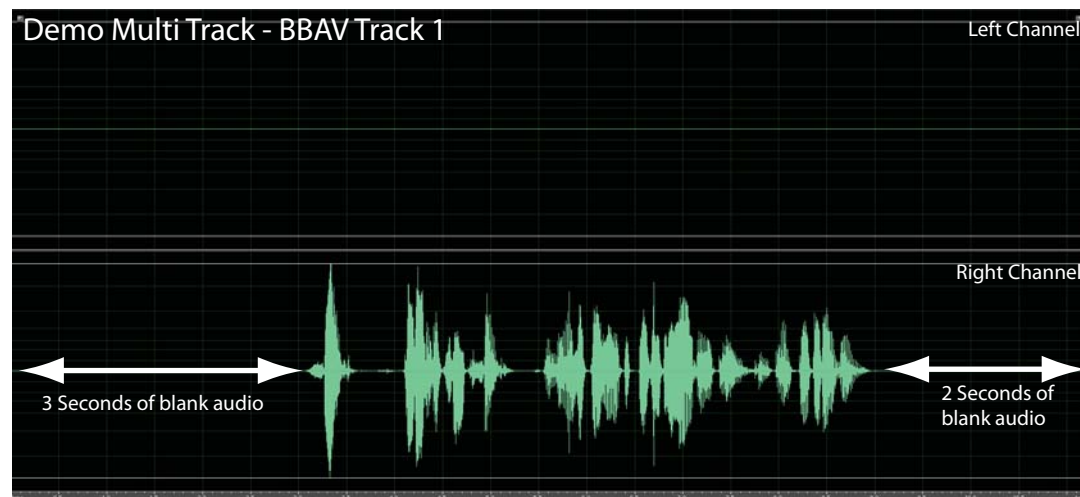
Download the single message horse files & bbav tone from:  
[www.blackboxav.co.uk/product-downloads/pos-audio-player/single-message](http://www.blackboxav.co.uk/product-downloads/pos-audio-player/single-message)

# MULTI TRACK PLAYBACK

**All audio files must only use the right channel for audio.**

If the unit is having a more than one audio file on it must have an 3 second blank space at the start of the track and 2 seconds of blank space after the audio.

The audio track name must be "01" (01.mp3)  
This must be followed by the blackbox-av tone file "02" (02.mp3)



Download the multi-message horse files & bbav tone from:  
[www.blackboxav.co.uk/product-downloads/pos-audio-player/multi-messages](http://www.blackboxav.co.uk/product-downloads/pos-audio-player/multi-messages)

# OPERATIONS GUIDE

**On initial power on the PIR wait time is 30 seconds - "PIR Settle Time".**

1. Pir is activated via movement
2. Orange LED Lights - Message plays back audio track
3. Orange LED Flashes - 30 Second Delay Time